

## Indicators of the National Immunization Program for children under one year old: time trend in Maranhão, Brazil, 2010 to 2021

Cleia Varão Marinho (<https://orcid.org/0000-0001-8157-0264>)<sup>1</sup>  
 Rejane Christine de Sousa Queiroz (<https://orcid.org/0000-0003-4019-2011>)<sup>2</sup>  
 Waleska Regina Machado Araujo (<https://orcid.org/0000-0001-5758-7947>)<sup>3</sup>  
 Aline Sampieri Tonello (<https://orcid.org/0000-0002-8402-9112>)<sup>2</sup>  
 Erika Barbara Abreu Fonseca Thomaz (<https://orcid.org/0000-0003-4156-4067>)<sup>2</sup>

**Abstract** We aimed to analyze the trend of indicators of the National Immunization Program (acronym in Portuguese. PNI) in children under one-year-old and classify municipalities regarding the risk of transmission of vaccine-preventable diseases (RTVPD) in Maranhão from 2010 to 2021. This ecological time series study was based on secondary data on vaccination coverage (VC), vaccination coverage homogeneity (VCH), proportion of abandonment (PA), and RTVPD, with state coverage for vaccines in the national children's calendar. Prais-Winsten regression estimated trends ( $\alpha=5\%$ ) and the indicators' annual percentage change (APC). We identified fluctuating and discrepant VC between vaccines, with a decreasing trend ( $p < 0.01$ ), except those against Hepatitis B ( $p = 0.709$ ) and oral human rotavirus ( $p = 0.143$ ). The sharpest falls were for Yellow Fever (APC = 12.24%) and BCG (APC = 12.25%) vaccines. All VCH rates were lower than expected, with a drop from 2014 and APC between 5.75% (Pneumococcal 10;  $p = 0.033$ ) and 14.02% (Poliomyelitis;  $p < 0.01$ ). We observed an increasing trend in PA for Pentavalent (APC = 4.91%;  $p < 0.01$ ) and Poliomyelitis (APC = 3.55%;  $p < 0.01$ ). We identified an increase of 52.54% in the proportion of municipalities in Maranhão from 2015 to 2021, with extremely high ( $p = 0.025$ ) and high ( $p = 0.028$ ) RTVPD. The PNI indicators deteriorated, reaffirming the susceptibility to the emergence of vaccine-preventable diseases.

**Key words** Vaccination coverage. National Immunization Program. Children's health. Basic health indicators

<sup>1</sup> Programa de Pós-Graduação em Saúde da Família. Universidade Federal do Maranhão. Centro Pedagógico Paulo Freire. Campus do Bacanga. Sala de Tutoria. 1º andar. Asa Norte. 65080-805 São Luís MA Brasil. cleiavarao@gmail.com

<sup>2</sup> Departamento de Saúde Pública. Universidade Federal do Maranhão. São Luís MA Brasil.

<sup>3</sup> Superintendência de Epidemiologia e Controle de Doenças. Secretaria Estadual de Saúde do Maranhão. São Luís MA Brasil.

## Introduction

Vaccination is a priority, effective, and strategic primary health care (PHC) action directly impacting the control, eradication, and elimination of vaccine-preventable diseases<sup>1</sup>. In Brazil, the National Immunization Program (PNI) was created in 1973 and brought fundamental achievements for improving the country's epidemiological and social conditions<sup>2</sup> over its nearly 50 years of existence. In this setting, the certification of smallpox eradication in the Americas occurred in 1973. Brazil also received the poliomyelitis eradication certificate in 1994 and significantly reduced the incidence of diphtheria, tetanus, pertussis, and meningitis by *Haemophilus influenzae* B, pneumococcal meningitis, and meningococcal disease from 2010. The country also received the certificate for the eradication of rubella and congenital rubella syndrome (2015), measles (2016), and neonatal tetanus (2017)<sup>3</sup>.

Brazil is one of the countries that offer the largest number of free vaccines<sup>2</sup>. Routine vaccination should be performed under PNI standards per the vaccination schedule established by the Ministry of Health (MS)<sup>1</sup>. To this end, the National Immunization Program Information System (SI-PNI) was developed to allow PNI professionals to evaluate risk dynamics regarding the epidemics from immunobiological records and the number of vaccinated populations aggregated by age group, period, and geographical location<sup>4</sup>.

The current resurgence of previously eliminated vaccine-preventable diseases, the strengthening of the anti-vaccine movement, and the abandonment of multidose regimens by the population, increasing the risk of transmitting these diseases, stirred the interest in knowing more in-depth about the current vaccine situation of the population<sup>2,3</sup>, emphasizing children, due to their greatest vulnerability.

Moreover, the quality indicators of immunization services, such as vaccination coverage (VC), vaccination coverage homogeneity (VCH), proportion of abandonment (PA), and the classification of municipalities regarding the risk of transmission of vaccine-preventable diseases should be followed up to support monitoring and evaluation of the impact of goal-oriented interventions.

Considering the current epidemiological and social context, it is crucial to conduct studies to analyze the VC follow-up, especially in Maranhão state, where the increase in vaccine-preventable diseases such as pertussis, hepatitis B, tuberculosis, measles, and higher hospitalization

levels for these diseases have been evidenced<sup>5,6</sup>. A more detailed observation of immunization will help to understand the reasons underlying the lower VC levels and the reemergence of previously eradicated or controlled vaccine-preventable diseases<sup>7</sup>.

Therefore, this article aimed to analyze the vaccination coverage (VC), vaccination coverage homogeneity (VCH), and the proportion of abandonment (PA) indicators fundamental for evaluating the PNI in children under one-year-old in Maranhão and classifying the municipalities regarding the municipalities risk of transmission of vaccine-preventable diseases from 2010 to 2021.

## Methods

### Study design

This ecological, time series, state cover study was based on data on vaccine doses applied to children under one year old in Maranhão from 2010 to 2021.

We used PNI secondary data, available in the SI-PNI, Department of Informatics of the Unified Health System (DATASUS)<sup>8</sup>, referring to all municipalities in Maranhão. The state has 217 municipalities divided into 18 Regional Health Units plus the Metropolitan Region, with an estimated population of 7,153,262 inhabitants for 2021<sup>9</sup>.

### Variables

The variables collected were the number of applied doses available on DATASUS, of the following vaccines included in the National Child Vaccination Calendar, for children under one-year-old:

a) *Bacillus Calmette-Guérin* (BCG): one dose (sum of doses recorded as a single dose or first dose); b) Yellow Fever: one dose (sum of doses recorded as initial dose or first dose); c) Oral Human Rotavirus: first and second doses; d) Meningococcal Conjugate type C: first and second doses, e) Pneumococcal 10-valent: first and second doses; f) Pentavalent [sum of doses of Hexavalent, Pentavalent (DTP+HB+Hib), Tetravalent (DTP/Hib), and Inactivated Pentavalent (DTP acellular/Hib/IPV)]: first and third doses; PS: DTP (triple viral fever); HB (Hepatitis B); Hib (*Haemophilus influenzae* type b); =g) Poliomyelitis [sum of the first doses of Hexavalent, Inactivated Poliomyelitis (IPV), Oral Poliomyelitis

(OPV), and IPV/OPV Sequential Scheme]: first and third doses.

### Data analysis

The analyzed indicators were the VC by immunobiological, the VCH for the state and between vaccines for the municipalities, PA, and the classification of municipalities in Maranhão regarding the risk of transmission of vaccine-preventable diseases referenced by the PNI<sup>10,11</sup> and agreed in the assessment instruments of the SUS through the Public Health Action Organizational Contract – COAP<sup>12</sup> and the Program for the Qualification of Health Surveillance Actions – PQAVS<sup>13</sup>.

Each vaccine VC was calculated by dividing the number of applied doses that complete the schedule of each vaccine by the number of live births, in each municipality, per specific year multiplied by 100. Thus, the VC numerator for the BCG and Yellow Fever vaccines corresponded to one dose (single dose). The numerator used for the Oral Human Rotavirus, Meningococcal Conjugate type C, and Pneumococcal 10-valent vaccines was the number of second doses, and the number of third doses was used for the Pentavalent and Poliomyelitis vaccines. The number of live births was obtained from the Live Births Information System (SINASC)<sup>14</sup>. Those that reached the VC goals established by the PNI were considered adequate, namely, 90% for BCG and Oral Human Rotavirus vaccines, 95% for Meningococcal Conjugate type C, Pneumococcal 10-valent, Pentavalent, and Poliomyelitis, and 100% for Yellow Fever.

The VCH indicator represented the percentage of municipalities that reached the VC target recommended by the Ministry of Health, for each vaccine, in each year of the historical series. This indicator was calculated by dividing the number of VC-adequate municipalities by the total number of municipalities in the state. VCH rates of less than 70% were considered inadequate. VCH between vaccines represented the proportion of vaccines that reached the VC target recommended by the Ministry of Health of Brazil, in each municipality in the state, in each year of the historical series, estimated by dividing the number of vaccines that reached the target by the total number of evaluated vaccines. As a parameter, those municipalities with at least 75% of VC-adequate vaccines were considered to have an adequate VCH<sup>12</sup>.

PA corresponded to the proportion of vaccinees who started the multidose vaccination schedule and did not complete it, estimated by the difference between the number of first doses and the number of last doses applied, divided by the number of first doses, multiplied by 10015. Therefore, we calculated a PA for Oral Human Rotavirus, Meningococcal Conjugate type C, Pneumococcal 10-valent, Pentavalent, and Poliomyelitis vaccines. The PNI recommendations<sup>16</sup> were followed as a parameter, classified as low (less than 5%), medium (between 5% and 10%), and high (greater than 10%).

The classification of municipalities in Maranhão regarding the risk of transmission of vaccine-preventable diseases (RTVPD) was composed of the indicators of VC, VCH between vaccines, PA, and population size of the municipality, defining five categories: (i) Extremely low risk – municipality with VCH  $\geq 100\%$ ; (ii) Low risk – municipality with VCH  $\geq 75\%$  to  $< 100\%$ , Poliomyelitis VC  $> 95\%$  and Pentavalent VC  $> 95\%$ ; (iii) Medium risk – municipality with VCH  $\geq 75\%$  to  $< 100\%$  and Poliomyelitis VC  $> 95\%$  or Pentavalent VC  $> 95\%$ ; (iv) High risk – municipality with VCH  $< 75\%$ ; (v) Extremely high risk – municipality with VCH  $< 75\%$  and PA  $\geq 10\%$ .

The Prais-Winsten linear regression model was applied using the Stata program, version 14.0 (StataCorp LP, College Station, USA), to analyze the temporal trend for the indicators of VC, PA of multidose vaccines, VCH, and transmission risk. We calculated the means and medians of the proportions of vaccines for each indicator and the annual percentage change (APC) and its 95% confidence intervals (95%CI). An increasing trend was considered when  $p < 0.05$  and the regression coefficient was positive (+); decreasing when  $p < 0.05$  and the regression coefficient was negative (-); and stationary when  $p > 0.05$ . The established significance level was 5%.

### Ethical aspects

The present study is nested in the project entitled “Analysis of Indicators of the National Immunization Program in São Luís, in the municipalities of Maranhão and Brazil” and was approved by the Ethics Committee of the University Hospital of the Federal University of Maranhão under Opinion n° 5.049.708 of 20/10/2021. This research project complied with the ethical considerations proposed by Resolution n° 466/2012 of the National Health Council (CNS).

## Results

In Maranhão, from 2010 to 2022, only two (Oral Human Rotavirus and Hepatitis B) of the nine vaccines in the National Vaccination Calendar for children under one-year-old had a stationary trend for the VC indicator, while the others had decreasing trend (BCG, Hepatitis B, Yellow Fever, Meningococcal Conjugate type C, Pneumococcal 10-valent and Pentavalent, and Poliomyelitis) whose highest APC were those of the Yellow Fever (APC = -12.24;  $p < 0.001$ ) and BCG (APC = -12.25;  $p < 0.001$ ) vaccines (Table 1).

Most vaccines had high VC in the first years of the historical series, but they decreased sharply from 2014 to 2016, increasing slightly in 2017, and all vaccines gradually decreased until 2021. In the last year of the historical series (2021), the Pneumococcal 10-valent vaccine achieved the hi-

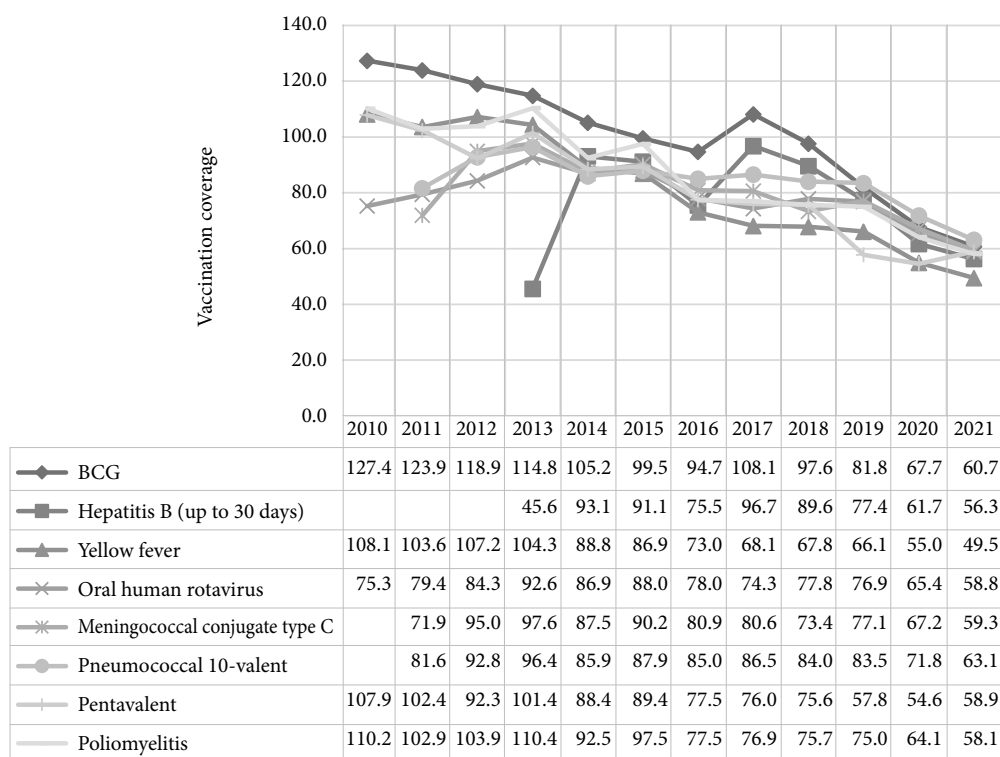
ghest coverage (VC = 63.1%), while Yellow Fever had the lowest (VC = 49.5%) (Figure 1).

Figure 1 presents the VC for all eight vaccines over 12 years (2010 to 2021). The BCG, Yellow Fever, Oral Human Rotavirus, and Pentavalent vaccines were considered from 2010, while the Pneumococcal 10-valent and Meningococcal Conjugate type C vaccines were considered from 2011, and Hepatitis B from 2013. The BCG vaccine showed high coverage (VC = 127% in 2010 to VC = 97.6% in 2018) during the first nine years of the historical series but declined in subsequent years until reaching the lowest coverage in the last year of the historical series (VC = 60.7% in 2021). The Yellow Fever vaccine was above the VC target in the first four consecutive years (VC = 108.1% in 2010; VC = 103.6% in 2011; VC = 107.2% in 2012, and VC = 104.3% in 2013) but declined from 2014 (VC = 88.8%) until reaching

**Table 1.** Time trend of the National Vaccination Program indicators for children under one year old. Maranhão, Brazil. 2010-2021.

PNI indicators	2010(%)	2021(%)	Mean	APV	95%CI	P-value	Trend
Vaccination coverage (VC)							
Poliomyelitis	<b>110.00</b>	58.00	87.00	-10.39	-12.27 a -8.47	<b>&lt; 0.001</b>	Decreasing
BCG	<b>127.00</b>	61.00	100.08	-12.25	-16.18 a -8.12	<b>&lt; 0.001</b>	Decreasing
Hepatitis B <sup>1</sup>	46.00 <sup>1</sup>	56.00	76.33	-2.28	-15.07 a 12.44	0.709	Stationary
Yellow fever	<b>108.00</b>	49.00	81.50	-12.24	-14.25 a -10.19	<b>&lt; 0.001</b>	Decreasing
Oral human rotavirus	75.00	59.00	78.08	-3.52	-8.26 a 1.45	0.143	Stationary
Meningococcal conjugate type C <sup>2</sup>	72.00 <sup>2</sup>	59.00	80.00	-5.65	-9.75 a -1.37	<b>0.016</b>	Decreasing
Pneumococcal 10-valent conjugate <sup>2</sup>	82.00 <sup>2</sup>	63.00	83.54	-4.51	-8.15 a -0.73	<b>0.025</b>	Decreasing
Pentavalent	<b>108.00</b>	59.00	81.83	-10.55	-12.02 a -9.06	<b>&lt; 0.001</b>	Decreasing
Proportion of abandonment of vaccines with multidose regimen (PA)							
Poliomyelitis	<b>4.13</b>	17.90	6.35	3.55	2.12 a 5.02	<b>&lt; 0.001</b>	Increasing
Oral human rotavirus	20.88	8.50	13.39	-2.70	-3.65 a -1.75	<b>&lt; 0.001</b>	Decreasing
Meningococcal conjugate type C <sup>2</sup>	87.04 <sup>2</sup>	11.62	16.13	-9.35	-19.46 a 2.02	0.094	Stationary
Pneumococcal 10-valent conjugate <sup>2</sup>	89.25 <sup>2</sup>	6.99	15.47	-9.22	-17.64 a 0.05	0.051	Stationary
Pentavalent	<b>2.95</b>	17.63	15.08	4.91	3.64 a 6.18	<b>&lt; 0.001</b>	Increasing
Vaccination coverage homogeneity (VCH)							
Poliomyelitis	<b>82.03</b>	8.76	46.08	-14.02	-17.14 a -10.78	<b>&lt; 0.001</b>	Decreasing
BCG	65.44	11.52	42.63	-9.80	-14.14 a -5.24	<b>0.001</b>	Decreasing
Hepatitis B <sup>1</sup>	1.38 <sup>1</sup>	7.83	19.15	-2.02	-9.46 a 6.04	0.561	Stationary
Yellow fever	65.44	4.15	31.41	-12.88	-17.67 a -7.81	<b>&lt; 0.001</b>	Decreasing
Oral human rotavirus	30.88	13.36	39.74	-3.90	-10.44 a 3.12	0.237	Stationary
Meningococcal conjugate type C <sup>2</sup>	20.28 <sup>2</sup>	10.14	36.82	-7.08	-13.27 a -0.45	<b>0.039</b>	Decreasing
Pneumococcal 10-valent conjugate <sup>2</sup>	36.87 <sup>2</sup>	12.90	41.60	-5.75	-10.64 a -0.59	<b>0.033</b>	Decreasing
Pentavalent	<b>81.57</b>	8.29	41.05	-13.71	-15.74 a -11.62	<b>&lt; 0.001</b>	Decreasing

<sup>1</sup> Available from 2013; <sup>2</sup> available from 2011.



**Figure 1.** Vaccination coverage of vaccines of the national schedule for children under one year old. Maranhão, Brazil. 2010-2021.

Source: National Immunization Program Information System.

the lowest VC (49.5%) in 2021. The Pentavalent vaccine started with a high VC (107.9% in 2010 and 102.4% in 2011), declined in 2012 (92.3%), increased again (101.4% in 2013), and declined in subsequent years until reaching the lowest VC (58.9%) in 2021. The vaccine against Poliomyelitis had the highest VC in the first years of the series (110.2% in 2010; 102.9% in 2011; 103.9% in 2012, and 110.4% in 2013), decreasing to the lowest VC (54.6%) in 2020, and ending the historical series with a low VC (58.1% in 2021). The Oral Human Rotavirus vaccine only reached the goal of VC = 95% recommended by the Ministry of Health in 2013. It started with low VC (75.3% in 2010), increased in subsequent years until 2013 (VC = 92.6%), decreased until 2017 (VC = 74.3%), increased slightly in 2018 (VC = 77.8%), and declined again until reaching the lowest VC = 58.8% in the last year of series (2021).

Regarding the other vaccines unavailable since 2010, the Meningococcal Conjugate type C vaccine started the historical series with a low VC

(71.9%) in 2011, rising in the two subsequent years (VC = 95% in 2012 and VC = 97.6% in 2013), decreasing (VC = 87.56%) in 2014, maintaining a VC below the 95% target in subsequent years, and ending the series with the lowest VC (59.3%) in 2021. The Pneumococcal 10-valent vaccine started the first year with low coverage (VC = 81.6% in 2011), only reached the VC target in 2013 (VC = 96.4%), declined in subsequent years, and recorded the lowest VC (63.1%) in 2021.

The PA indicator referring to the five multidose vaccines showed an increasing trend for the Poliomyelitis (APC = 3.55%;  $p < 0.001$ ) and Pentavalent (APC = 4.91%;  $p < 0.001$ ) vaccines, a stationary trend for the vaccines Meningococcal Conjugate type C ( $p = 0.094$ ) and Pneumococcal 10-valent ( $p = 0.051$ ), and the trend was decreasing only for the Oral Human Rotavirus vaccine (APC = -2.70%;  $p < 0.001$ ) (Table 1).

Figure 2 presents the PA of the multidose vaccines throughout the historical series, whose classification remained in medium (5% to 10%)

to high PA (greater than 10%). The vaccines with the highest PA were the Pentavalent vaccine at the end of the series (2020; PA = 37.5%), the Meningococcal Conjugate type C (2011; PA = 28.7%) and the Pneumococcal 10-valent (2011; PA = 22.7%) vaccines, both at the beginning of the series, while the vaccines with the lowest PA were Poliomyelitis (2013; PA = 2.8%) and Pentavalent (2010; PA = 3%), also at the beginning of the historical series.

The VCH rate indicator showed a stationary trend for the Oral Human Rotavirus (APC = -3.9%;  $p = 0.237$ ) and Hepatitis B (APC = -2.02%;  $p = 0.561$ ) vaccines, while the other vaccines tended to decrease ( $p < 0.005$ ). The highest APCs were those of Poliomyelitis (APC = -14.02) and Pentavalent (APC = -13.71) (Table 1).

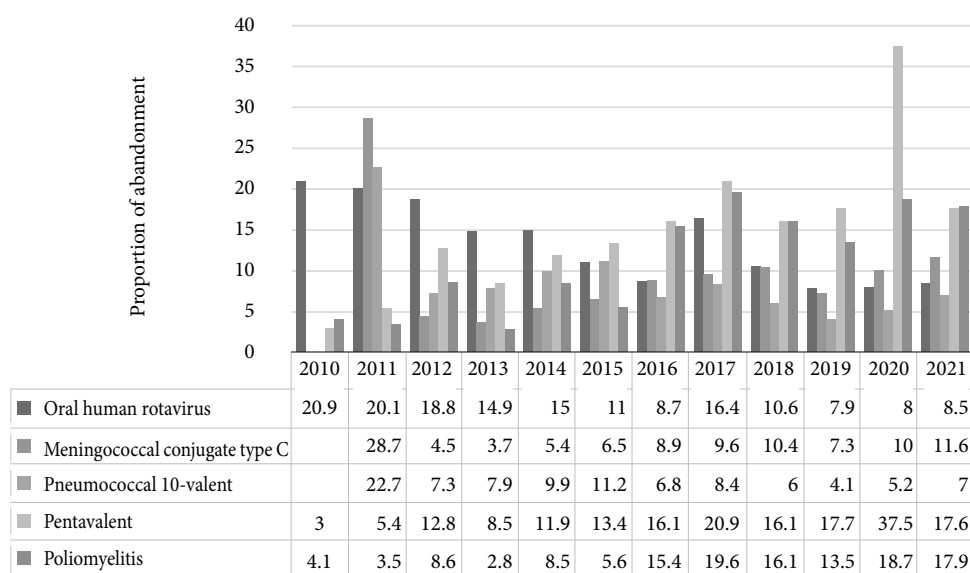
Figure 3 shows the VCH rates among the municipalities of Maranhão in the twelve years of the historical series. In none of the years did 70% of the municipalities of Maranhão achieve adequate VC for the BCG, Yellow Fever, Oral Human Rotavirus, Meningococcal Conjugate type C, and Pneumococcal 10-valent vaccines. In comparison, the Pentavalent and Poliomyelitis vaccines were the only ones in which 70% of the municipalities from Maranhão had adequate VC. The Pentavalent vaccine remained the most with adequa-

te VCH for three years (VCH = 71.9% in 2011 to VCH = 71.3% in 2013), while the vaccine against Poliomyelitis was the one that obtained VCH that was inadequate in the municipalities for the longest period (VCH = 82% in 2010; VCH = 73.3% in 2012, and VCH = 76.9% in 2013).

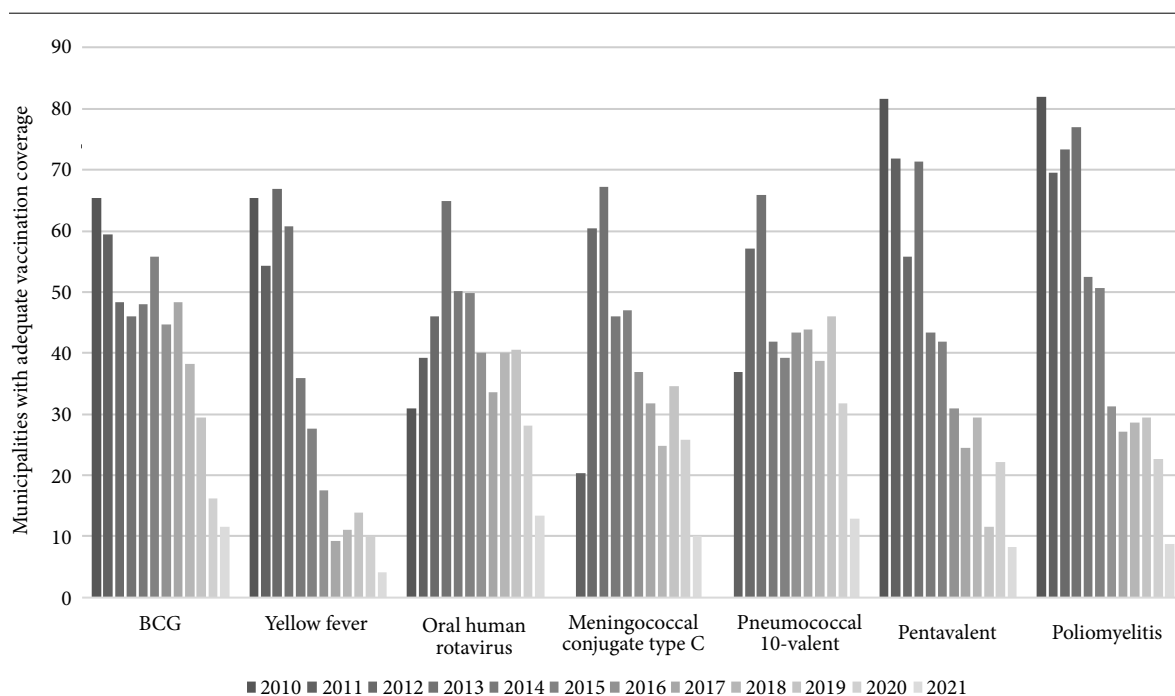
Table 2 presents the classification of municipalities in Maranhão regarding the risk of transmission of vaccine-preventable diseases, showing a growing temporal trend of very high (APC = 8.72%;  $p = 0.025$ ) and high (APC = 9.32;  $p = 0.028$ ) levels from 2015 (N = 49; 22.6% of the municipalities) to 2021 (N = 163; 75.1% of the municipalities), while the extremely low risk showed a decreasing trend (APC = -8.97;  $p < 0.001$ ), and the medium risk evidenced a stationary trend (APC = -5.48;  $p = 0.313$ ).

## Discussion

In Maranhão, VC in children under one year of age fluctuated during the twelve years (2010-2021), with a downward trend, similar to national<sup>3,17-21</sup> and international<sup>22,23</sup> studies that show a drop in VC in recent years. The PNI establishes VC parameters for the vaccines in the national vaccination schedule for children (VC = 90%,



**Figure 2.** Proportion of abandonment for vaccines with multidose scheme of the national schedule for children under one year old. Maranhão, Brazil. 2010-2021.



**Figure 3.** Vaccination coverage homogeneity rates in children under one year old. Maranhão. Brazil. 2010-2021.

Source: National Immunization Program Information System.

**Table 2.** Classification of municipalities in the state of Maranhão regarding the risk of transmission of vaccine-preventable diseases in children under one year old. Maranhão. Brazil. 2015 to 2021.

Risk classification of vaccine- preventable diseases	2015		2021		Mean	Median	APC <sup>1</sup>	95%CI	P- value	Trend
	N	(%)	N	(%)						
Extremely high	33	15.20 <sup>1</sup>	91	41.90	28.43	27.19	8.72	1.57 to 16.37	0.025	Increasing
High	16	7.40 <sup>1</sup>	72	33.20	14.82	11.06	9.32	1.46 to 17.79	0.028	Increasing
Medium	80	36.90 <sup>1</sup>	37	17.10	34.24	36.90	-5.48	-16.94 to 7.55	0.313	Stationary
Low	27	12.40 <sup>1</sup>	10	4.60	8.68	7.37	-1.28	-4.15 to 1.67	0.312	Stationary
Extremely low	61	28.10 <sup>1</sup>	7	3.20	13.82	11.52	-8.97	-11.46 to -6.41	< 0.001	Decreasing
Total municipalities	217		217							

<sup>1</sup> APC: annual percentage change.

Source: Authors.

BCG, and Oral Human Rotavirus vaccines; VC = 95%, Meningococcal Conjugate type C, Pneumococcal 10-valent, Pentavalent, and Poliomyelitis, and VC = 100 % for Yellow Fever), but in the last two years of the historical series, the VC of all vaccines was below the recommended level in Maranhão. The highest VC drop was for Yellow Fever, while BCG was the one that reached the

goal stipulated by the PNI for VC (from 2010 to 2018) for the longest time. In contrast, the Pneumococcal 10-valent and Oral Human Rotavirus vaccines reached the goal only in 2013. In late 2016 and early 2017, some states showed an increase in yellow fever cases, whose factors were areas with relatively low VC and ecosystems favorable to virus transmission<sup>24</sup>. The drop in the yellow fe-

ver VC is troubling since Maranhão is an endemic area whose vaccination target is VC = 100% for children under one-year-old. The Human Oral Rotavirus vaccine has a limitation for its realization, which concerns the maximum age to be administered (seven months and 29 days; after reaching that age, one cannot start the regimen).

Similar findings were found in the study by Muniz *et al.* (2021)<sup>20</sup>, also with data from the SI-PNI for Brazil, indicating that the Pneumococcal VC significantly declined from 2015 to 2020 in all regions of the country, highlighting the North region.

In our study, none of the vaccines had an increasing trend of VCH ( $\geq 70\%$  of municipalities with adequate vaccination coverage). The vaccines that reached this parameter established by the PNI for some time were the pentavalent (2010, 2011, and 2013) and poliomyelitis (2010, 2012, and 2013), which lasted for three years at the onset of the historical series. The results obtained in a study in the state of Roraima, considering the 2013-2017 period, found a higher VCH rate for the 10-valent pneumococcal vaccine (2016), while the lowest rate was for the BCG vaccine<sup>25</sup>.

We should mention that the SI-PNI changed data recording in 2014, previously performed by applied doses and now by nominal records. Thus, the need for material structure, human resources, and logistics may have led to decreased records and a consequent decline in VC. The VC drop, especially in the last two years, indicates that the supply and demand for immunization services fell sharply<sup>26-30</sup> with the COVID-19 pandemic. We should underscore that several social distancing measures were implemented in Maranhão to minimize COVID-19 transmission<sup>31</sup>.

Other factors are also identified as difficulties in achieving VC: society's complacency due to the PNI success since most of the population and health professionals have not experienced the complications caused by vaccine-preventable diseases<sup>20</sup>; difficulties in accessing health services; misinformation and vaccine hesitancy<sup>32-34</sup>; anti-vaccination actions and fake news; low national production and irregular distribution of vaccines<sup>18</sup>. Moreover, the incomplete vaccination schedule was higher in white mothers, who had paid maternity leave, multiparous, with fewer prenatal care appointments, without partners, and babies who had access to daycare<sup>35</sup>.

Medium (5%-10%) and high ( $> 10\%$ ) PA levels were classified for the multidose vaccines. The highest PAs were for Pentavalent and Oral Human Rotavirus, mainly in the early years of

the series (2010 to 2015), while the lowest were for Pneumococcal 10-valent (2011 and 2015) and Meningococcal Conjugate type C (2011, 2018, and 2021). The pentavalent vaccine, in general, has post-vaccination effects, which leads to greater vaccine hesitancy.

A study in Roraima from 2013 to 2017 pointed to the highest PAs for poliomyelitis vaccines, followed by oral human rotavirus vaccine. In contrast, the lowest PAs were for the meningococcal conjugate type C, the Pneumococcal 10-valent, and poliomyelitis vaccines<sup>25</sup>. In Minas Gerais state<sup>36</sup>, a PA of 24.63% was recorded for pneumococcal 10-valent, poliomyelitis, pentavalent, and human rotavirus vaccines in children under one year from 2018 to 2020. The authors discuss some of the probable reasons for the high PA: difficulties in accessing health services<sup>37</sup>, social vulnerability<sup>38</sup>, limited family support<sup>39</sup>, ideological anti-vaccination currents<sup>40</sup>, shortage of vaccines<sup>41</sup>, and COVID-19-pandemic-related factors, such as social distancing<sup>42</sup>, strangled health services<sup>43</sup>, lack of human resources, physical and mental exhaustion of the professionals<sup>44</sup>, and a political agenda that opposed group protection measures, broadening the deleterious pandemic effects<sup>45</sup>.

Another study in Sergipe state, with data from the SI-PNI<sup>46</sup> but with children up to two years of age, evaluated VC for 2017. The highest PAs were the Meningococcal Conjugate type C vaccine (53.3%), followed by Poliomyelitis (49.3%), Pentavalent (44%), and Oral Human Rotavirus (40%) vaccines. These results corroborate our study since, when analyzing only 2017, the highest PAs were for the Pentavalent (20.9%) and Poliomyelitis (19.6%) vaccines, followed by the Oral Human Rotavirus (16.4%) vaccine. Using Brazil national data, Donalísio *et al.*<sup>47</sup> also identified high abandonment rates for the poliomyelitis vaccine, especially in the North and Northeast regions.

The results for the PA of the multidose vaccines during the 12 years (2010 to 2021) showed that the highest PA was for the Pentavalent vaccine (37.5%) in 2020, followed by the Meningococcal Conjugate type C (28.7%) in 2021, the Pneumococcal 10-valent (22.7%) in 2011, and the Oral Human Rotavirus (20.9%) in 2010. Those with the lowest PAs were Poliomyelitis (2.8%) in 2013, followed by Pentavalent (3.0%) in 2013. A study in the capital of Maranhão in 2010 found greater incompleteness of the vaccination schedule for the new vaccines, the Meningococcal type C and Pneumococcal 10-valent vaccines (incom-



pleteness of 51.1%) at the time, compared to the old vaccines (BCG, hepatitis B, human rotavirus, poliomyelitis, yellow fever, and triple viral fever), with incompleteness of 33.2% in children aged 13 to 35 months<sup>20</sup>.

The growing trend of extremely high and high risk from 2015 to 2021 expresses the concern that vaccine-preventable diseases will re-surface, as more than half of the municipalities evidenced extremely high and high risk levels, reinforcing the need to monitor the PNI indicators to implement the necessary interventions as early as possible.

Other studies found similar results in Sergipe<sup>46</sup> and Pernambuco<sup>48</sup> states, whose most municipalities were classified in the extremely high and high risk categories. These results alert to potential inequalities in the VC distribution, as already pointed out by other studies in low- and middle-income countries<sup>49</sup>.

In Ceará state<sup>50</sup>, due to the high risk of vaccine-preventable diseases transmission during the measles epidemic (December 2013 to September 2015), 90% of confirmed cases had no vaccination history and adopted the following measures: search for the susceptible population; vaccination campaigns; vaccination of the at-risk population; reorientation and systematization of blocking and sweeping actions throughout the state.

In a study in the capital of Maranhão, Silva et al. (2018)<sup>51</sup> analyzed the factors associated with vaccine incompleteness for new vaccines (Meningococcal type C and Pneumococcal 10-valent) in 2010. It indicated the following factors: older children, belonging to the lower social classes, children of less educated mothers, unavailable outpatient care or hospitalization for children, and lack of vaccines in health services. Common factors (old and new vaccines) were living with

one or more siblings, children of adolescent mothers, smokers, who did not plan the pregnancy, becoming pregnant in the first year after the birth of the child under study, having less than six prenatal care visits, and started prenatal care in the third trimester.

We should underscore the following limitations of the study: use of secondary data that may contain underreporting and failures in data collection and processing regarding vaccine doses or live births, obtained from the SI-PNI and SINASC, respectively; and the new dose recording method adopted during the historical series. As potentialities, we mention using data easily accessible and obtainable by the municipalities for immunobiologicals in the vaccination schedule for children under one year old, which can be readily incorporated into local monitoring routines. Moreover, we analyzed each vaccine's behavior over the twelve-year historical series, which included important changes, such as in the SI-PNI and the pandemic, through the regression models.

This study's findings point to a deteriorating trend of the PNI indicators from 2010 to 2021 in children up to one year of age in Maranhão, susceptible to the emergence of vaccine-preventable diseases. However, we observed an improved PA for the multidose regimen of the oral human rotavirus vaccine, with a decreasing trend, but a deterioration in achieving VC goals, as no vaccine reached the goal in the last two years of the historical series, culminating with the first two years of the COVID-19 pandemic. We recommend implementing public policies directed at the determinants of the low VCs to resume past coverage, following health recommendations for the control of vaccine-preventable diseases.

## Collaborations

CV Marinho, RCS Queiroz, and WRM Araujo contributed to the design, analysis, and interpretation of data, drafting and critically reviewing the article. AS Tonello and EBAF Thomaz contributed to data analysis, drafting, and critically reviewing the article. Finally, all authors approved the final version for publication.

## Acknowledgments

Fundação de Amparo à Pesquisa e ao Desenvolvimento Científico e Tecnológico do Maranhão (FAPEMA).

## References

1. Souza PA. Gandra B. Chaves AC. Experiências sobre imunização e o papel da atenção primária à saúde. *APS* 2020; 2(3):267-271.
2. Domingues CMAS. Woycicki JR. Rezende KS. Henriques CMP. Programa Nacional de Imunização: a política de introdução de novas vacinas. *Rev Gestao Saude* 2015; 6(4):3250-3274.
3. Domingues CMAS. Maranhão AGK. Teixeira AM. Fantinato FFS. Domingues RAS. 46 anos do Programa Nacional de Imunizações: uma história repleta de conquistas e desafios a serem superados. *Cad Saude Publica* 2020; 36(Supl. 2):e00222919.
4. Silva BS. Coelho HV. Cavalcante RB. Oliveira VCD. Guimarães EAD. Estudo de avaliabilidade do Sistema de Informação do Programa Nacional de Imunização. *Rev Bras Enferm* 2018; 71(Supl. 1):615-624.
5. Gonçalves JS. Olivindo DDF. As coberturas vacinais no controle das doenças imunopreveníveis: uma revisão integrativa. *Res Soci Develop* 2021; 10(6):e59110616536.
6. Castro RS. Cordeiro BS. Rolim MAF. Costa APM. Santos MDC. Silva MACN. Ferreira ASP. High prevalence of hepatitis B virus and low vaccine response in children and adolescents in Northeastern Brazil. *Rev Inst Med Trop Sao Paulo* 2023; 65:e33.
7. Durans KCN. Fonseca JSR. Brito JD. Ferreira APF. Pasklan ANP. Avaliação da cobertura vacinal e internações por condições sensíveis à atenção primária preveníveis por imunização. *Saúde (Santa Maria)* 2021; 47(1):e65262.
8. Brasil. Ministério da Saúde (MS). Imunização – doses aplicadas [Internet]. 2022. [acessado 2022 maio 10]. Disponível em: [http://tabnet.datasus.gov.br/cgi/dh-dat.exe?bd\\_pni/dpnibr.def](http://tabnet.datasus.gov.br/cgi/dh-dat.exe?bd_pni/dpnibr.def)
9. Instituto Brasileiro de Geografia e Estatística (IBGE). Estimativas da população residente (com data de referência de 1º de julho de 2021) [Internet]. [acessado 2022 mar 15]. Disponível em: <http://www.ibge.gov.br>
10. Brasil. Ministério da Saúde (MS). Programa Nacional de Imunizações – Nota Técnica de Coberturas Vacinais [Internet]. 2022. [acessado 2022 mar 15]. Disponível em: <http://tabnet.datasus.gov.br/cgi/pni/notatecnica.pdf>
11. Brasil. Ministério da Saúde (NS). Programa Nacional de Imunizações – Nota Técnica de Taxas de Abandono [Internet]. 2022. [acessado 2022 mar 15]. Disponível em: <http://tabnet.datasus.gov.br/cgi/pni/notatecnicaTx.pdf>
12. Brasil. Ministério da Saúde (MS). Secretaria de Gestão Estratégica e Participativa. Departamento de Articulação Interfederativa. *Cadernos de diretrizes. objetivos. metas e indicadores 2013-2015*. Brasília: MS; 2013.
13. Brasil. Gabinete do Ministro. Portaria nº 1.708. de 16 de março de 2013. Regulamenta o Programa de Qualificação das Ações de Vigilância em Saúde (PQAVS), com a definição de suas diretrizes, financiamento, metodologia de adesão e critérios de avaliação dos Estados, Distrito Federal e Municípios. *Diário Oficial da União*. Brasília 2013; 19 ago.
14. Brasil. Ministério da Saúde (MS). Sistema de Informações sobre Nascidos Vivos (SINASC) [Internet]. 2022. [acessado 2021 maio 21]. Disponível em: <https://datasus.saude.gov.br/nascidos-vivos-desde-1994>

15. Brasil. Ministério da Saúde (MS). Secretaria de Vigilância em Saúde. Departamento de Vigilância das Doenças Transmissíveis. *Manual de normas e procedimentos para vacinação*. Brasília: MS; 2014.
16. Brasil. Ministério da Saúde (MS). Secretaria de Vigilância em Saúde. Departamento de Análise em Saúde e Vigilância de Doenças não Transmissíveis. *Saúde Brasil 2019: uma análise da situação de saúde com enfoque nas doenças imunopreveníveis e na imunização*. Brasília: MS; 2019.
17. Silva JFG. Silva JBO. Alves LRC. Sousa MIP. Silva PAB. Villela EFM. Oliveira FM. Paradigmas da adesão vacinal nos 1000 dias de vida: análise e repercussões na saúde pública. *Bol Epidemiol Paulista* 2022; 19(217):26-42.
18. Procianny GS. Rossini Junior F. Lied AF. Jung LFPP. Souza MCSC. Impacto da pandemia do COVID-19 na vacinação de crianças de até um ano de idade: um estudo ecológico. *Cien Saude Colet* 2022; 27(3):969-978.
19. Arroyo LH. Ramos ACV. Yamamura M. Weiller TH. Crispim JA. Cartagena-Ramos D. Fuentealba-Torres M. Santos DT. Palha PF. Arcêncio RA. Áreas com queda da cobertura vacinal para BCG, poliomielite e tríplice viral no Brasil (2006-2016): mapas da heterogeneidade regional. *Cad Saude Publica* 2020; 36(4):e00015619.
20. Muniz AEV. Lopes GS. Sousa LSC. Hasselmann MCP. Cafezeiro MLB. Brasil MQA. Análise da cobertura vacinal e a prevalência de internações por doenças do trato respiratório por agentes imunopreveníveis no período de janeiro de 2015 a julho de 2020. *Rev Ciênc Med Biol* 2021; 20(4):520-525.
21. Cunha NSP. Fahrath SCL. Olinda RA. Braga ALF. Barbieri CLA. Pamplona YAP. Martins LC. Spatial analysis of vaccine coverage on the first year of life in the northeast of Brazil. *BMC Public Health* 2022; 22(1):1204.
22. Sahoo SS. Parida SP. Singh AK. Palepu S. Sahoo DP. Bhatia V. Decision-making in childhood vaccination: vaccine hesitancy among caregivers of under-5 children from a tertiary care institution in Eastern India. *Ther Adv Vaccines Immunother* 2023; 11:25151355231152650.
23. Muluneh AG. Merid MW. Tigabu B. Ferede MG. Kassa GM. Animut Y. Less than one-fifth of Ethiopian children were vaccinated for measles second dose; evidence from the Ethiopian mini demographic and health survey 2019. *Vaccine X* 2022; 12:100217.
24. Giovanetti M. Mendonça MCL. Fonseca V. Mares-Guia MA. Fabri A. Xavier J. Jesus JG. Gräf T. Santos Rodrigues CD. Santos CC. Sampaio SA. Chalhoub FLL. Nogueira FB. Theze J. Romano APM. Ramos DG. Abreu AL. Oliveira WK. Said RFC. Alburque CFC. Oliveira T. Fernandes CA. Aguiar SF. Chieppe A. Sequeira PC. Faria NR. Cunha RV. Alcântara LCJ. Filippis AMB. Yellow fever virus reemergence and spread in Southeast Brazil, 2016-2019. *J Virol* 2020; 94(1):e01623.
25. Fonseca KR. Buenafuente SMF. Análise das coberturas vacinais de crianças menores de um ano em Roraima, 2013-2017. *Epidemiol Serv Saude* 2021; 30(2):e2020195.
26. Barros LL. Barros LL. Carmo RF. Santos MB. Armstrong AC. Vasconcelos RA. Souza CDF. Change in rotavirus vaccine coverage in Brazil from before (2015-2019) through the COVID-19 pandemic period (2020-2021). *Viruses* 2023; 15(2):292.
27. Yunusa A. Cabral C. Anderson E. The impact of the COVID-19 pandemic on the uptake of routine maternal and infant vaccines globally: a systematic review. *PLOS Glob Public Health* 2022; 2(10):e0000628.
28. Castrejon MM. Leal I. Pinto TJP. Guzmán-Holst A. The impact of COVID-19 and catch-up strategies on routine childhood vaccine coverage trends in Latin America: a systematic literature review and database analysis. *Hum Vaccin Immunother* 2022; 18(6):2102353.
29. Domingues CMAS. Teixeira AMS. Moraes JC. Vaccination coverage in children in the period before and during the COVID-19 pandemic in Brazil: a time series analysis and literature review. *J Pediatr* 2023; 99(Suppl. 1):S12-S21.
30. Spencer N. Markham W. Johnson S. Arpin E. Nathawad R. Gunnlaugsson G. Homaira N. Rubio MLM. Trujillo CJ. The impact of COVID-19 pandemic on inequity in routine childhood vaccination coverage: a systematic review. *Vaccines (Basel)* 2022; 10(7):1013.
31. Maranhão. Decreto nº 35.722, de 7 de abril de 2020. Dispõe sobre a suspensão temporária do serviço de transporte rodoviário intermunicipal com entradas e saídas de passageiros da Ilha de São Luís e sobre a redução do número de trajetos do transporte aquaviário intermunicipal de passageiros e veículos por meio de *ferry boats*, como medidas de combate à propagação da COVID-19, infecção humana causada pelo Coronavírus (SARS-CoV-2), no Estado do Maranhão. Maranhão: *Diário Oficial do Poder Executivo* 2020; 8 abr.
32. Oliveira BLCA. Campos MAG. Queiroz RCS. Alves MTSSB. Souza BF. Santos AM. Silva AAM. Prevalence and factors associated with COVID-19 vaccine hesitancy in Maranhão, Brazil. *Rev Saude Publica* 2021; 55:12.
33. Maneesriwongul W. Butsing N. Deesamer S. Parental hesitancy on COVID-19 vaccination for children under five years in Thailand: role of attitudes and vaccine literacy. *Patient Prefer Adherence* 2023; 17:615-628.
34. Olbrich J. Olbrich SRLR. Attitudes, hesitancy, concerns, and inconsistencies regarding vaccines reported by parents of preschool children. *Rev Paul Pediatr* 2023; 41:e2022009.
35. Ferreira MS. Cardoso MA. Mazzucchetti L. Sabino EC. Avelino-Silva VI. Factors associated with incomplete vaccination and negative antibody test results for measles, mumps, and hepatitis A among children followed in the MINA-BRAZIL cohort. *Rev Inst Med Trop Sao Paulo* 2023; 65:e16.
36. Rodrigues RN. Nascimento GLM. Arroyo LH. Arcêncio RA. Oliveira VC. Guimarães EAA. The COVID-19 pandemic and vaccination abandonment in children: spatial heterogeneity maps. *Rev Lat Am Enfermagem* 2022; 30:e3642.
37. Duarte DC. Oliveira VC. Guimarães EAA. Viegas SMF. Vaccination access in Primary Care from the user's perspective: senses and feelings about health-care services. *Esc Anna Nery* 2019; 23(1):e20180250.

38. Song IH. Palley E. Atteraya MS. Inequalities in complete childhood immunisation in Nepal: results from a population-based cross-sectional study. *BMJ Open* 2020; 10(9):e037646.
39. Powelson J. Magadzire BP. Draiva A. Denno D. Ibraimo A. Benate BBL. Jahar LC. Marrune Z. Chilundo B. Chinai JE. Emerson M. Beima-Sofie K. Lawrence E. Determinants of immunisation dropout among children under the age of 2 in Zambézia province. Mozambique: a community based participatory research study using Photovoice. *BMJ Open* 2022; 12(3):e057245.
40. Baumgaertner B. Carlisle JE. Justwan F. The influence of political ideology and trust on willingness to vaccinate. *PLoS One* 2018; 13(1):e0191728.
41. Brasil. Ministério da Saúde (MS). Secretaria de Vigilância em Saúde. Coordenação Geral do Programa Nacional de Imunizações. Nota Informativa nº 17 – Coordenação Geral do Programa Nacional de Imunizações [Internet]. 2017. [acessado 2022 abr 3]. Disponível em: <http://www.mt.gov.br/documents/21013/5691628/Nota+do+Ministério+da+Saúde/dbebb981-0f18-4fe8-9501-a574f46558ed>
42. McDonald HI. Tessier E. White JM. Woodruff M. Knowles C. Bates C. Parry J. Walker JL. Scott JA. Smeeth L. Yarwood J. Ramsay M. Edelstein M. Early impact of the coronavirus disease (COVID-19) pandemic and physical distancing measures on routine childhood vaccinations in England. January to April 2020. *Euro Surveill* 2020; 25(19):2000848.
43. Oliveira WK. Duarte E. França GVA. Garcia LP. How Brazil can hold back COVID-19. *Epidemiol Serv Saude* 2020;29(2):e2020044.
44. Morgantini LA. Naha U. Wang H. Francavilla S. Acar Ö. Flores JM. Crivellaro S. Moreira D. Abern M. Eklund M. Vigneswaran HT. Weine SM. Factors contributing to healthcare professional burnout during the COVID-19 pandemic: a rapid turnaround global survey. *PLoS One* 2020; 15(9):e0238217.
45. Pereira AK. Oliveira MS. Sampaio TS. Heterogeneidades das políticas estaduais de distanciamento social diante da COVID-19: aspectos políticos e técnicos administrativos. *Rev Admin Publica* 2020; 54(4):678-696.
46. Cunha JOD. Farias LHS. Góes JAP. Bispo MM. Anjos TS. Silva GM. Santos AD. Classificação de risco de doenças imunopreveníveis e sua distribuição espacial. *Cogitare Enfermagem* 2020; 25:e68072.
47. Donalisio MR. Boing AC. Sato APS. Martinez EZ. Xavier MO. Almeida RLF. Moreira RDS. Queiroz RCS. Matijasevich A. Vacinação contra poliomielite no Brasil de 2011 a 2021: sucessos, reveses e desafios futuros. *Cien Saude Colet* 2023; 28(2):337-350.
48. Silva ABS. Araújo ACM. Santos MCS. Andrade MS. Mendonça RM. Indicadores de cobertura vacinal para classificação de risco de doenças imunopreveníveis. *Rev Bras Promoç Saude* 2019; 32:9285.
49. Ali HA. Hartner AM. Echeverria-Londono S. Roth J. Li X. Abbas K. Portnoy A. Vynnycky E. Woodruff K. Ferguson NM. Toor J. Gaythorpe KA. Vaccine equity in low and middle income countries: a systematic review and meta-analysis. *Int J Equity Health* 2022; 21:82.
50. Moura ADA. Carneiro AKB. Braga AVL. Bastos ECSA. Canto SVE. Figueiredo TWS. Garcia MHO. Lemos DRQ. Andino RD. Estratégias e resultados da vacinação no enfrentamento da epidemia de sarampo no estado do Ceará. 2013-2015. *Epidemiol Serv Saude* 2018; 27(1):e201634310.
51. Silva FDS. Barbosa YC. Batalha. MA. Ribeiro MRC. Simões VMF. Branco. MDRE. Silva AAMD. Incompletude vacinal infantil de vacinas novas e antigas e fatores associados: coorte de nascimento BRISA. São Luís. Maranhão. Nordeste do Brasil. *Cad Saude Publica* 2018; 34(3):e00041717.

---

Article submitted 06/08/2022

Approved 17/04/2023

Final version submitted 15/05/2023

---

Chief editors: Romeu Gomes, Antônio Augusto Moura da Silva